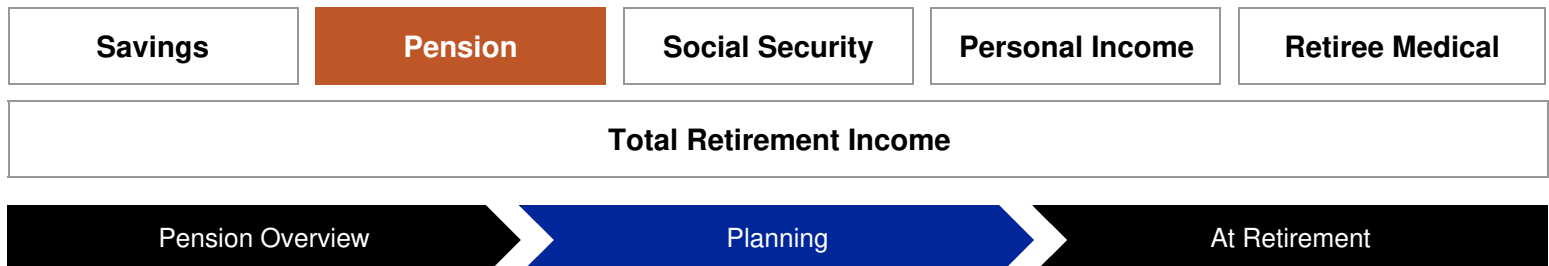


Retirement Planning

Whether you're just getting started or nearing retirement, it's important to save, invest and plan for your future retirement. Your retirement from work will shift your income from an employer-provided paycheck to your own retirement paycheck.

Understanding your estimated income from your savings and pension plans, Social Security, other personal income and retiree medical expenses helps you envision your potential total retirement income. Review the Overview, Planning and At Retirement sections for each of the areas below to help you learn more.



Planning

Education and resources to help you kickstart your retirement planning.

If you or your spouse have a pension from another employer, a key decision you need to make is when to begin your pension payments. The following sections can help you with that decision:

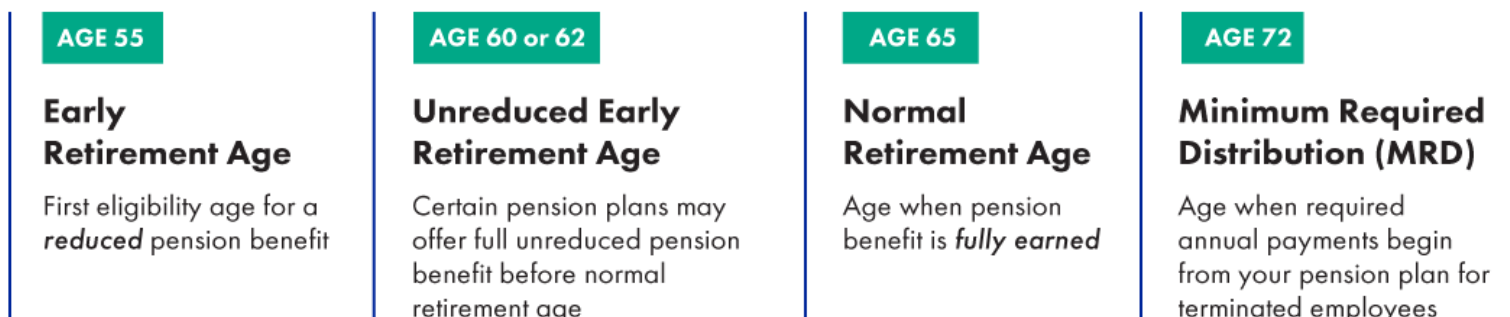


Resources

- [Fidelity Webinars](#)
- [Planning Summary](#)
- [Life Events Hub](#)

Understanding When to Receive Your Pension

Your age at retirement has an impact on the value of your pension benefit. Consider the following age milestones as you estimate your pension benefits.



Deciding to retire before your normal retirement age may result in a reduced benefit because the benefit will be paid to you over a longer time period.

Complete your total retirement picture by including pension estimates at various ages in the decision process. Make the most of the *Retirement Analysis Tool* in NetBenefits by including pension income in the analysis.

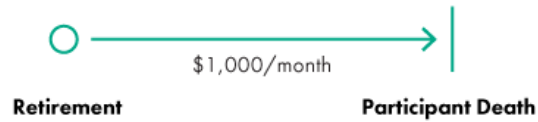
Exploring How to Receive Your Pension Benefits

Another key decision at retirement is deciding how to receive your pension benefit or what optional form of payment works best for you. Generally, you can receive your pension benefit as a monthly “single life annuity” amount payable to you for your lifetime only, or as a “joint & survivor annuity” amount payable to you and after your death, to your beneficiary.

The following table shows some sample pension payment amounts for common optional forms of payment.

Single Life Annuity

\$1,000/month for your life



100% Joint & Survivor

\$800/month for your life, and then
\$800/month to Survivor for their life



50% Joint & Survivor

\$900/month for your life, and then
\$450/month to Survivor for their life



Including Estimated Pension Income in the Retirement Analysis Tool

Follow these steps to add your pension income to the Retirement Analysis tool accessed through Planning Summary:

1. Gather the pension estimates you performed during your retirement planning.
2. Navigate to **Planning Summary** on NetBenefits.
3. Create or review your Retirement Goal.
4. Complete the “Salary & Other Income” screens.

The Retirement Analysis tool will accept pension income earned at a prior employer. Request pension estimates from your prior employer and enter them into the tool as described above.

Review the “Using the Retirement Analysis Tool” in the Total Retirement Income section for more information or call a Workplace Planning consultant at 800-420-2363 if you have questions or want help reviewing your results.

Additional Resources

Planning Summary

Personalized view of your full financial picture in one spot, with help on what to do next in planning your financial journey.

Learning Resources

Research related topics through interactive tools, articles, videos and/or workshops.

Schedule an Appointment

Set up time to meet 1:1 with a retirement planner.

Retirement Decision Guide

Get help in your one-of-a-kind retirement journey, beyond your financial well-being.

Financial Wellness Central

See what you're doing well and ways you can improve your financial well-being.